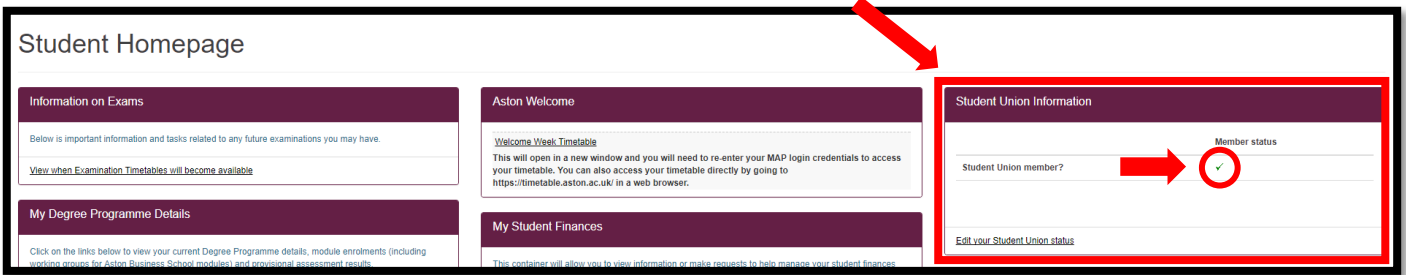
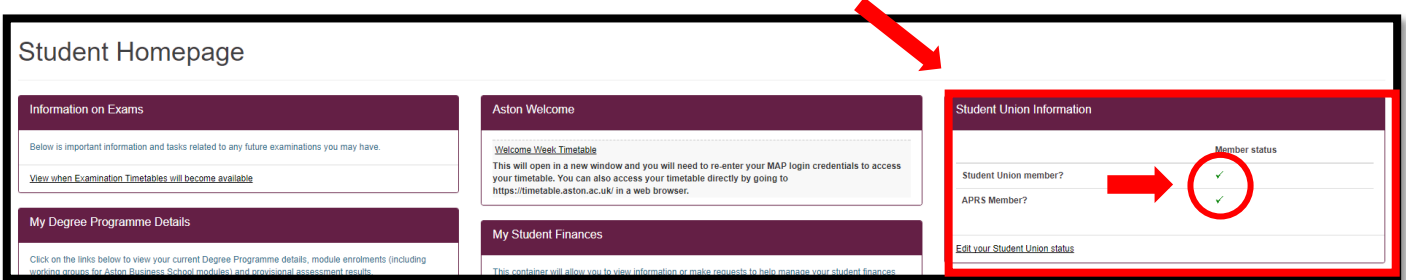


Guide to changing your Union status (Opt in or Opt out?)

The task itself will be found on the “Student Homepage” on MAP. Most students will only see the “Student Union member?” option, with either a tick (a member) or a cross (not a member) next to it.



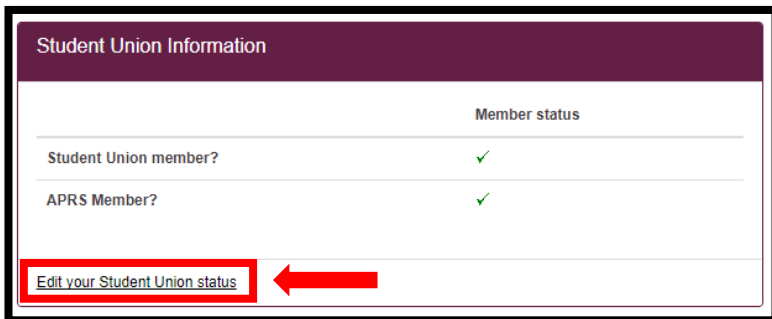
Research students will see both “Student Union member?” and “APRS Member” with their current status, again, shown simply with a tick, or a cross.



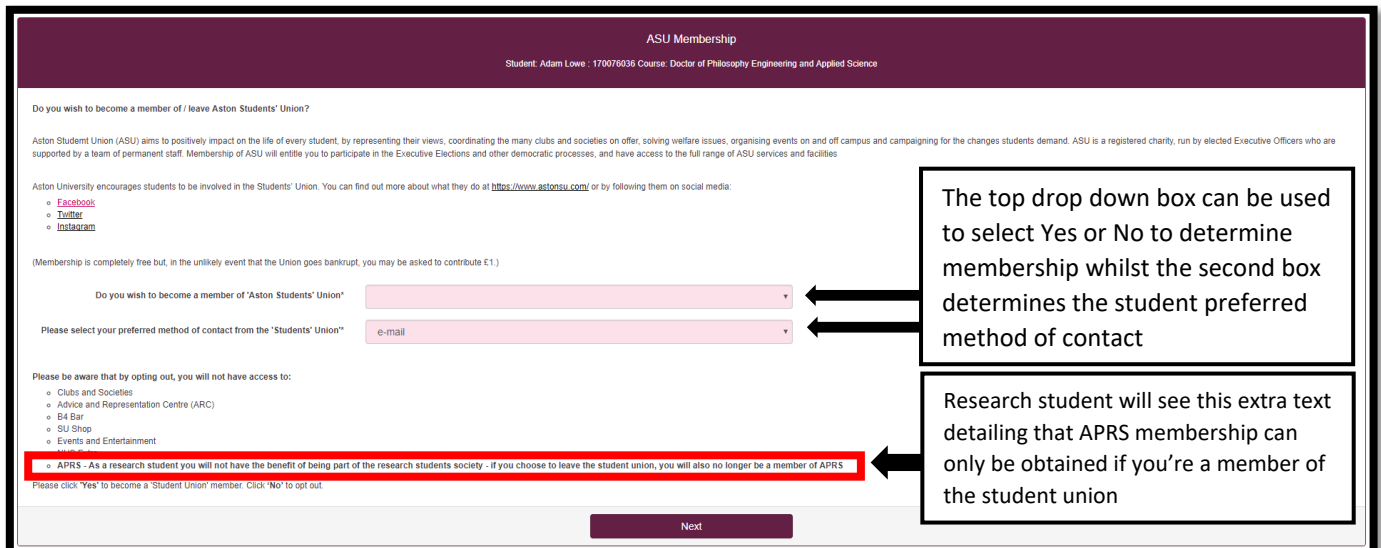
Changing your status:

For the following example, I will use a research student to show how both ticks can be affected.

To start the task, click the “Edit your Student Union status” option



Once clicked, this will lead you to a familiar screen shown during your “Pre-enrolment/Online Enrolment” task:



Non Research students:

If a non-research student selects “Yes” or “No” from the dropdown menu, they will be directed to a screen that confirms their changes, before being lead back to the “Student Homepage”.

Research Students:

If a research student selects “Yes” to becoming a member of the student union, they will be re-directed to a page that asks them whether they would also like to join APRS:

Membership of APRS
Student: Adam Lowe | 170076036 Course: Doctor of Philosophy Engineering and Applied Science

Membership of the APRS (Aston Postgraduate Research Society)

Now that you are a member of the Students' Union, we would like to automatically register you, at no cost to you, as a member of the University-wide research student society, APRS (Aston Postgraduate Research Society). This will involve linking your Union membership to APRS so that the APRS Committee can contact you by email about academic and social events for postgraduate research students. APRS is a long-standing society of many years, supported by Aston Graduate School and funded by the University Schools.

Do you wish to become a member of APRS (Aston Postgraduate Research Society)? *

Next

If “Yes” is selected, an “SPD” record stating that they have chosen to join APRS will be created for the student in SITS, the same way as it is created at Online enrolment, alternatively;

If the research student selects “No” to becoming a member of the student union, the student will instantly be directed to the confirmation screen with no APRS options available to them. (If the student was previously a member of APRS, selecting “No” will delete their existing SPD record)

Student Union Information	
	Member status
Student Union member?	✘
APRS Member?	✘

[Edit your Student Union status](#)

If a research student opts to be a member of the student Union, they can still opt to not become a member / cancel their membership of APRS – this is how this will be displayed to the student on the dashboard:

Student Union Information	
	Member status
Student Union member?	✔
APRS Member?	✘

[Edit your Student Union status](#)

Changes confirmed screen:

Thank you, Your changes have been made

Please select "Finish" to return to your home page

Finish